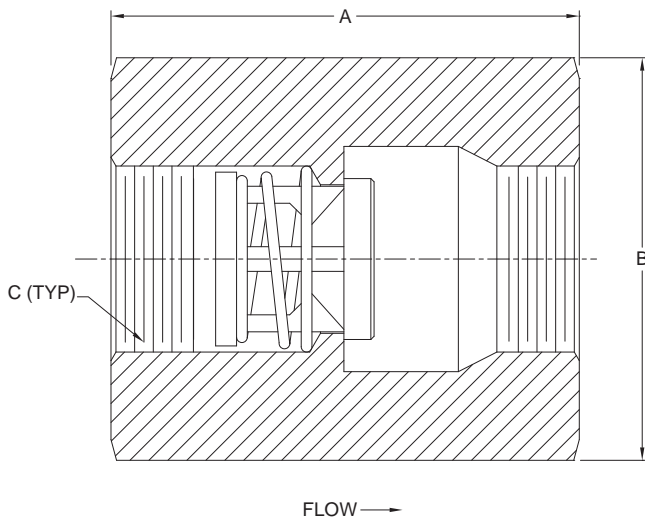




The **Universal High Pressure (U1)** check valve is a one piece body machined from bar stock with female pipe threads. The valve is designed and manufactured for high pressure applications. This valve is normally supplied with a metal “to” metal seat. Also available with ISO 7 “Rp” threads. (R1)



Nom. Pipe Size	Size Code	A	Hex <sup>①</sup> Size B	C <sup>②</sup>	Orifice Diameter
3/8	C	2.16	1	3/8 NPT	0.348
1/2	D	2.70	1-1/4	1/2 NPT	0.464
3/4	F	2.94	1-5/8	3/4 NPT	0.593
1	H	3.63	2-1/4	1 NPT	0.890
1-1/4	I	3.91	2-3/4	1-1/4 NPT	1.135
1-1/2	J	4.36	3-1/4	1-1/2 NPT	1.385

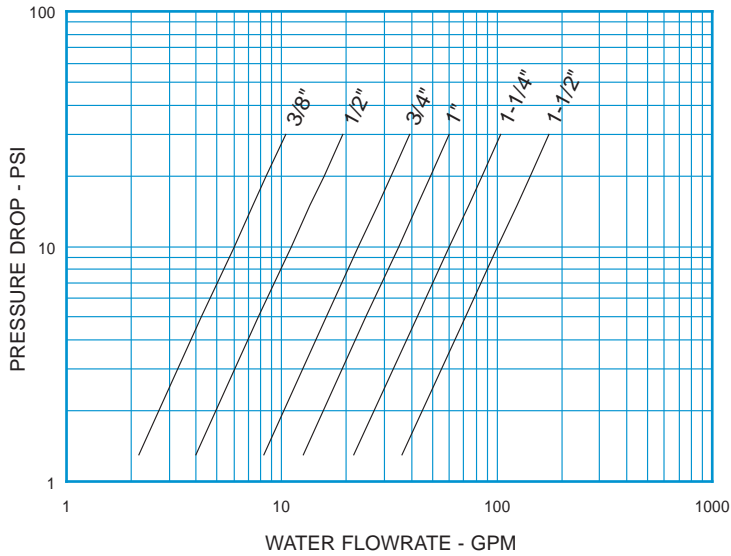
<sup>①</sup> May be larger and/or round.

<sup>②</sup> Consult factory for ISO 7 “Rp” threads.

Body Material <sup>③</sup>	Availability	Non-Shock Pressure-Temperature Rating
316 Stainless Steel (SS)	Standard	10,000 PSIG @ 100°F
Carbon Steel (CS)		
Alloy 20 (A2)	Semi-standard	
Hastelloy® C (HC)		
Monel® (MO)		
Hastelloy® B (HB)	Contact the factory for these or other materials	
Titanium (TI)		

<sup>③</sup> See page 53 for material grade information.

**Universal High Pressure**  
For Water at 72°F

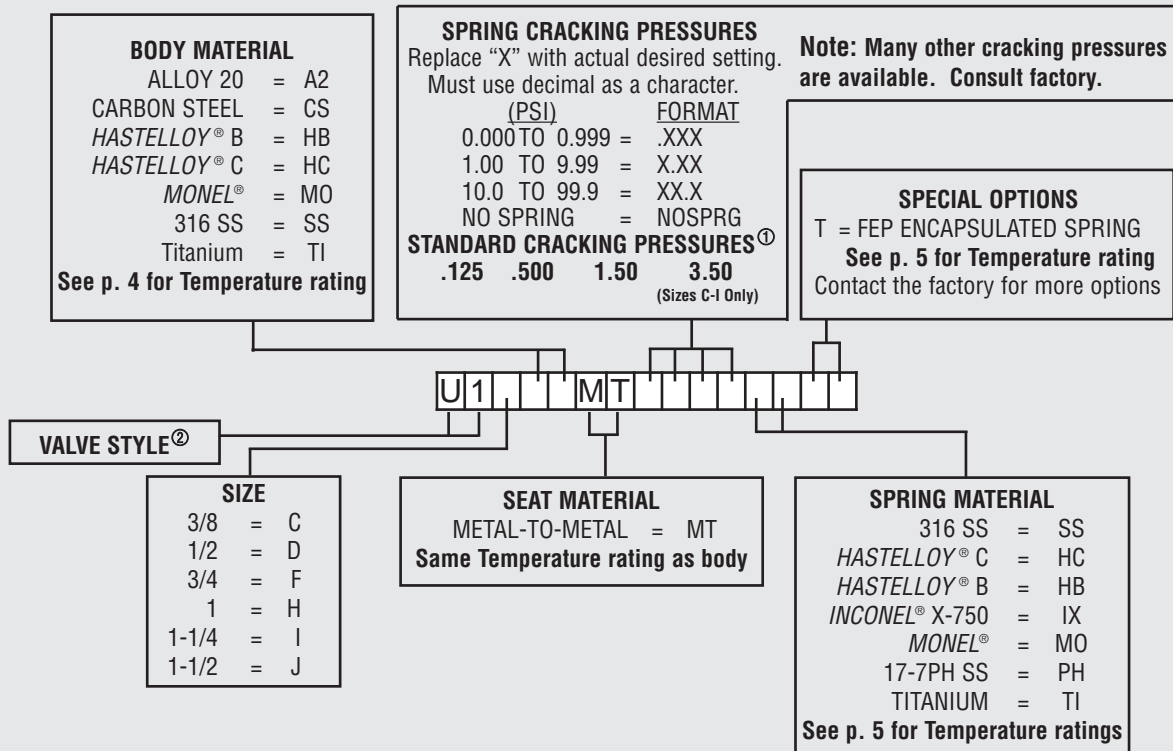


**Note:** All flow curves and Cv values presume the valves are fully open with 1/2 PSI cracking pressure springs. Consult the factory for more information.

STYLE U1 (UN-10) C <sub>v</sub> VALUES & VALVE WEIGHTS		
C <sub>v</sub>	SIZE	SS & CS ALLOYS
1.9	3/8	5.9 oz.
3.5	1/2	11.8 oz.
7.2	3/4	1.4 lb.
11.0	1	3.5 lb.
19.0	1-1/4	5.4 lb.
31.9	1-1/2	8.1 lb.

See page 48 for Flow Formulae  
Valve weights are approximate.

### HOW TO ORDER CHECK-ALL STYLE U1 (UN-10)



Listed above are the most common material selections. Please contact the factory for additional options.

<sup>①</sup> .500 PSI is the only standard cracking pressure for spring materials other than Stainless Steel. Cracking pressure tolerance is +/- 15%. .125 PSI springs are not recommended for installations with flow vertical down.

<sup>②</sup> Use "R1" for valves with ISO 7 "Rp" threads.