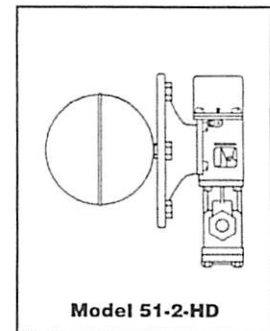




Combination Mechanical Water Feeder/ Low Water Cut-Offs

Series 51/51-2

Water Feeder/Low Water Cut-Offs



Replacement Head Mechanisms

For Series	Repl. Head Model No.	Part Number	Description	Weight lbs. (kg)
51-2	51-2-HD	135100	Head mechanism w/ No. 2 switch	18.3 (8.3)
	or 51-2M-HD	135300	51-2-HD w/manual reset	26.0 (11.8)
51	51-HD	134900	51 Head mechanism w/o switch	18.1 (8.2)

Components (shown on page 51)

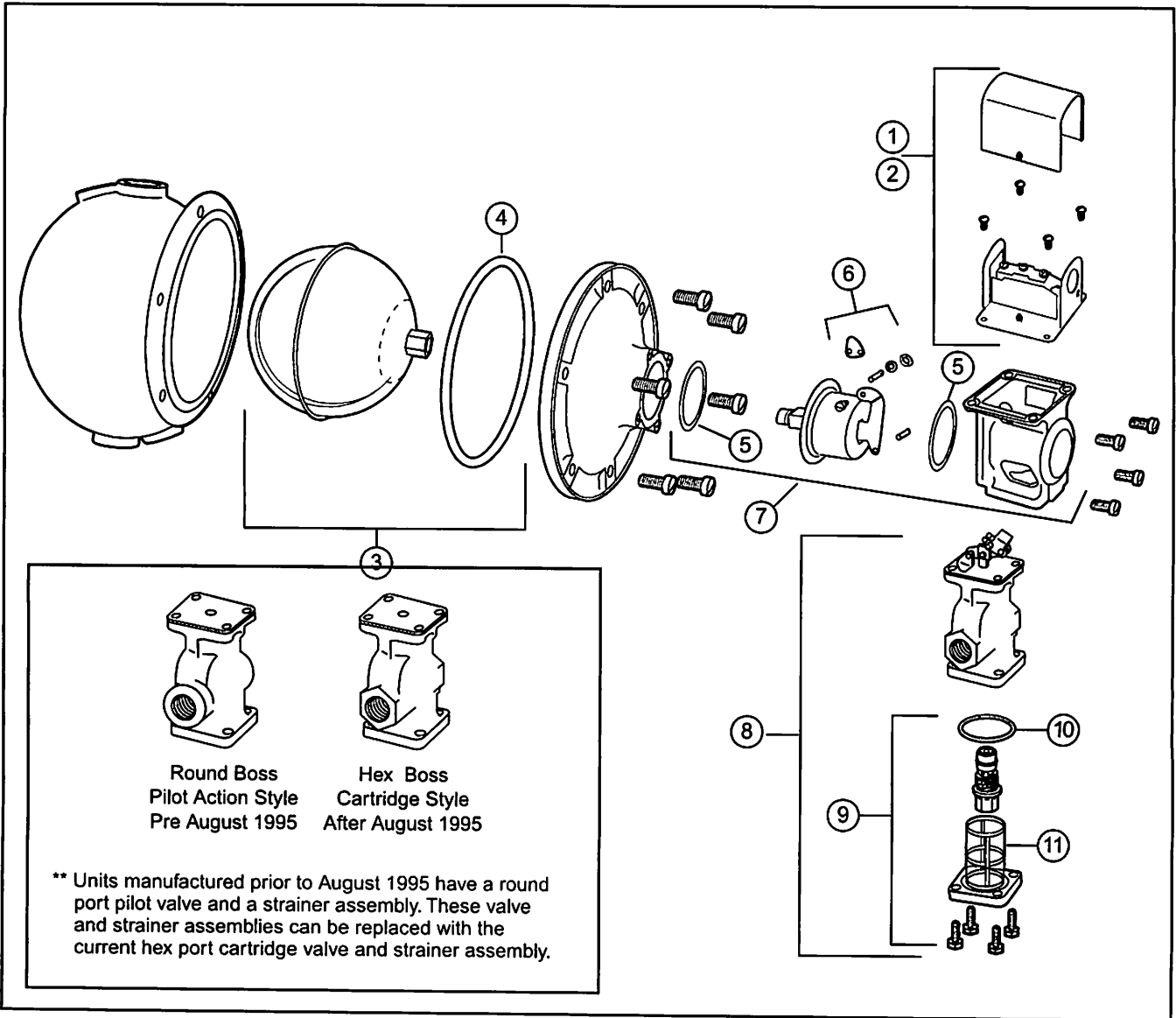
Item	Part	Model	Description	Weight
1	110000	2	Low water cut-off switch	1.0 (0.5)
2	110100	2-M	No. 2 w/manual reset	1.0 (0.5)
3*	310437	FLT-51-05	Float	2.5 (1.1)
4	304100	F-26	Gasket	0.1 (.05)
5	312800	37-27	Gasket	0.1 (.05)
6	302900	CO-106	Cam assembly	0.1 (.05)
7*	310439	BA-51-05	Bellows bracket assembly (includes item 4)	1.5 (0.7)
8**	342500	SA51-101-102	Valve & strainer kit	3.0 (1.4)
9	310452	CTRD-51	Cartridge & strainer kit	0.8 (.36)
10	324435	37-101	Tetraseal O-ring	0.1 (.05)
11	347100	SA101-38	Strainer basket (includes item 10 and bolts)	0.7 (.32)

BOILER CONTROL REPLACEMENT PARTS

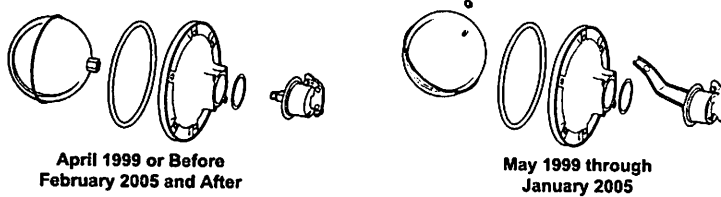
Combination Mechanical Water Feeder/ Low Water Cut-Offs

Series 51/51-2 (continued) Water Feeder/Low Water Cut-Offs

Components



Bellows Bracket Assembly for Series 51, 51S, 53, 315S, and 551S



*One time float and bellows replacement is required when replacing bellows or float assemblies with date codes before February 2005.