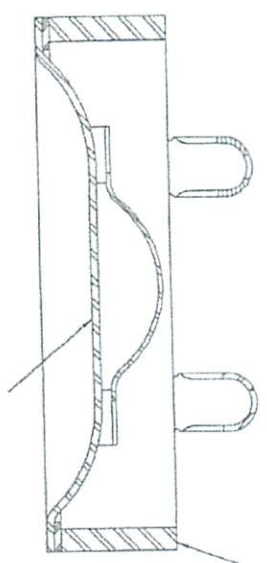
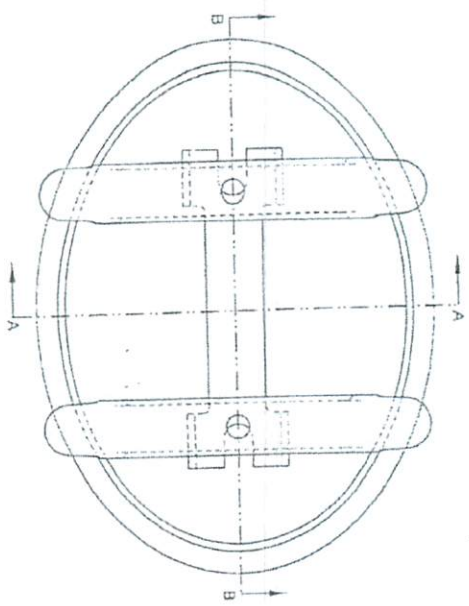
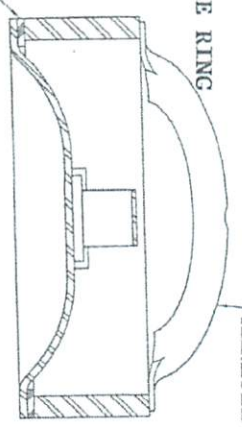


47-0000



MANHOLE PLATE

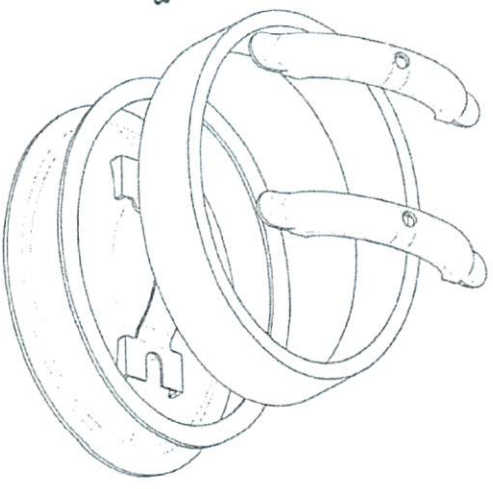
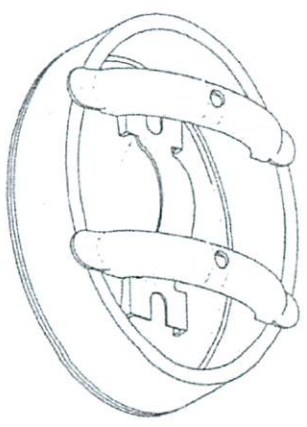


MANHOLE RING

MANHOLE CRAB

NEOPRENE GASKET

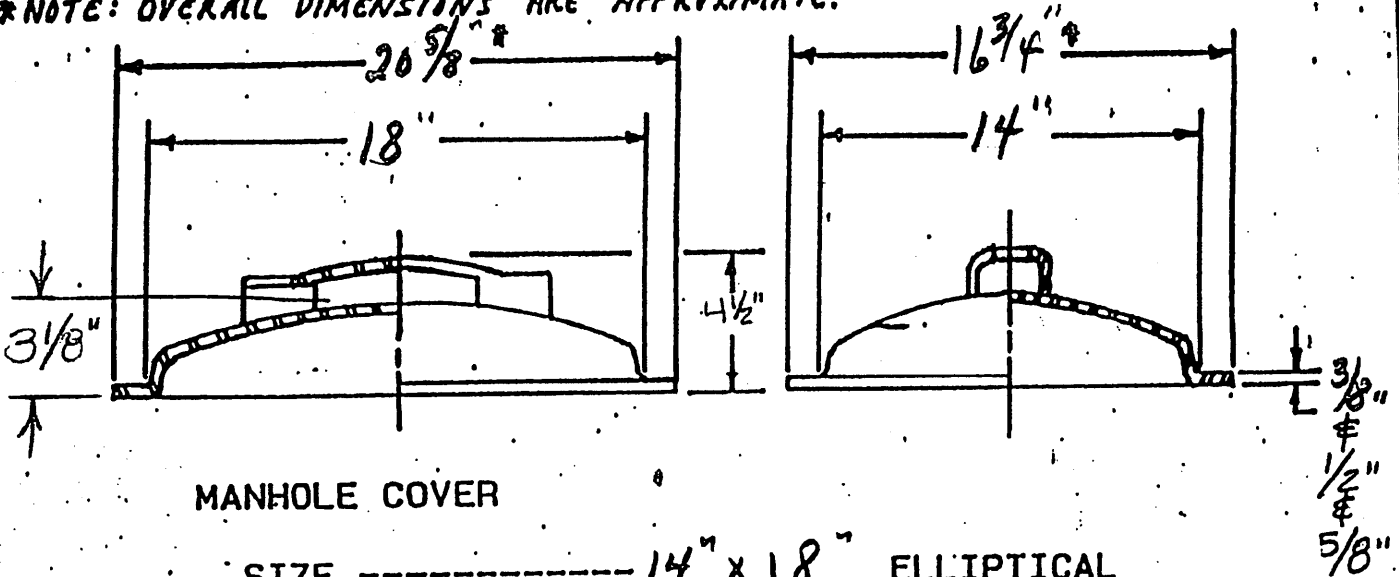
**BoilersSupplies.Com**  
 A Division of Power Plus International  
**To Order Parts & Warranty Information**  
**1-800-780-3776**  
[www.boilersupplies.com](http://www.boilersupplies.com)



MANHOLE ASSEMBLY INCLUDES: (COMPLETE)  
 1 - MANHOLE PLATE  
 1 - MANHOLE RING  
 1 - NEOPRENE GASKET  
 2 - MANHOLE CRABS  
 2 - BOLTS/NUTS (Not Pictured)

MANHOLE TOP ASSEMBLY INCLUDES:  
 1 - MANHOLE PLATE  
 1 - NEOPRENE GASKET  
 2 - MANHOLE CRABS  
 2 - BOLTS/NUTS (Not Pictured)

\*NOTE: OVERALL DIMENSIONS ARE APPROXIMATE.



MANHOLE COVER

SIZE ----- 14" x 18" ELLIPTICAL

MAX. PRESSURE --- 300# PSI @ 650° F. &

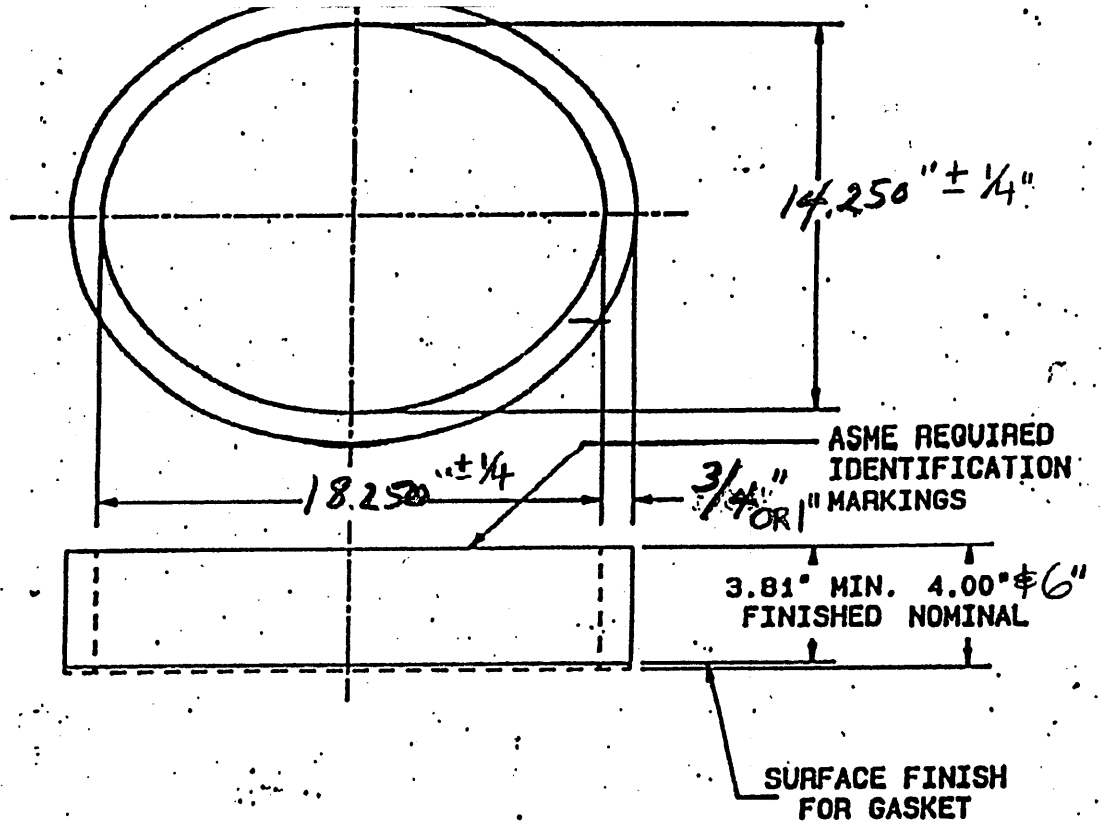
MATERIAL ----- SA516-70 & S.S.

THICKNESS ----- 3/8" & 1/2"  
300# 600#

MARKINGS ----- STAMPINGS AS REQ'D. BY THE  
FOLLOWING ASME CODES:  
SECTION I, PARA. PG-11  
SECTION IV, PARA. HF-203.1  
SECTION VIII, PARA. UG-11

HANDLE TO HAVE SLOTS FOR (2) 1" DIA. SQUARE  
HEAD BOLTS.

500# Covers are 1/2" thick



MANHOLE RING

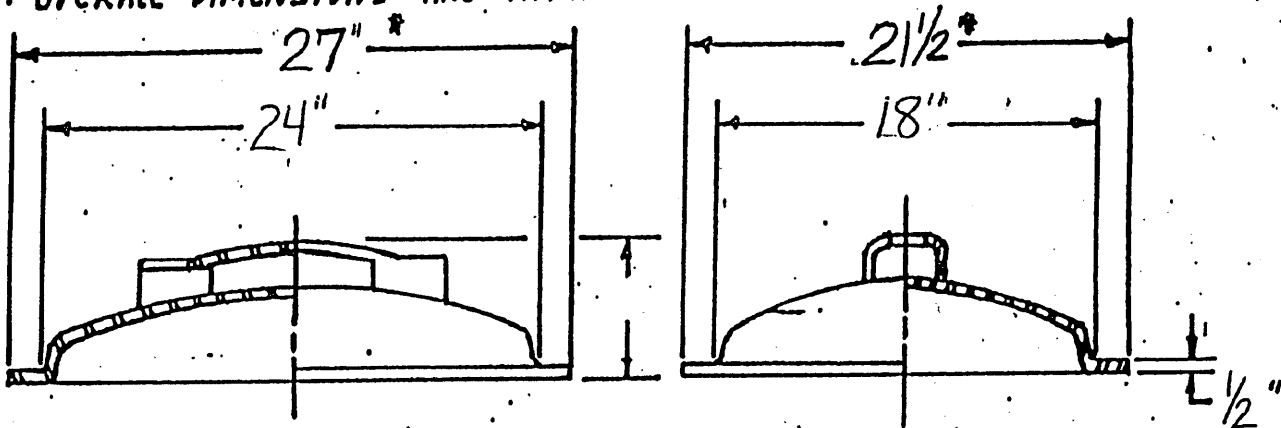
SIZE -----  $14" \times 18"$  ELLIPTICAL

MATERIAL ----- SA-675 GR 70  $\frac{3}{4}$ " or  $1$ "  $\phi$  S.S.

MARKINGS ----- STAMPINGS AS REQ'D. BY THE FOLLOWING ASME CODES:  
SECTION I, PARA. PG-11  
SECTION IV, PARA. HF-203.1  
SECTION VIII, PARA. UG-11

RINGS ARE FURNISHED  $3$ ",  $4$ ", OR  $6$ " DEEP

\*NOTE: OVERALL DIMENSIONS ARE APPROXIMATE.



MANHOLE COVER

SIZE ----- 18" x 24" ELLIPTICAL

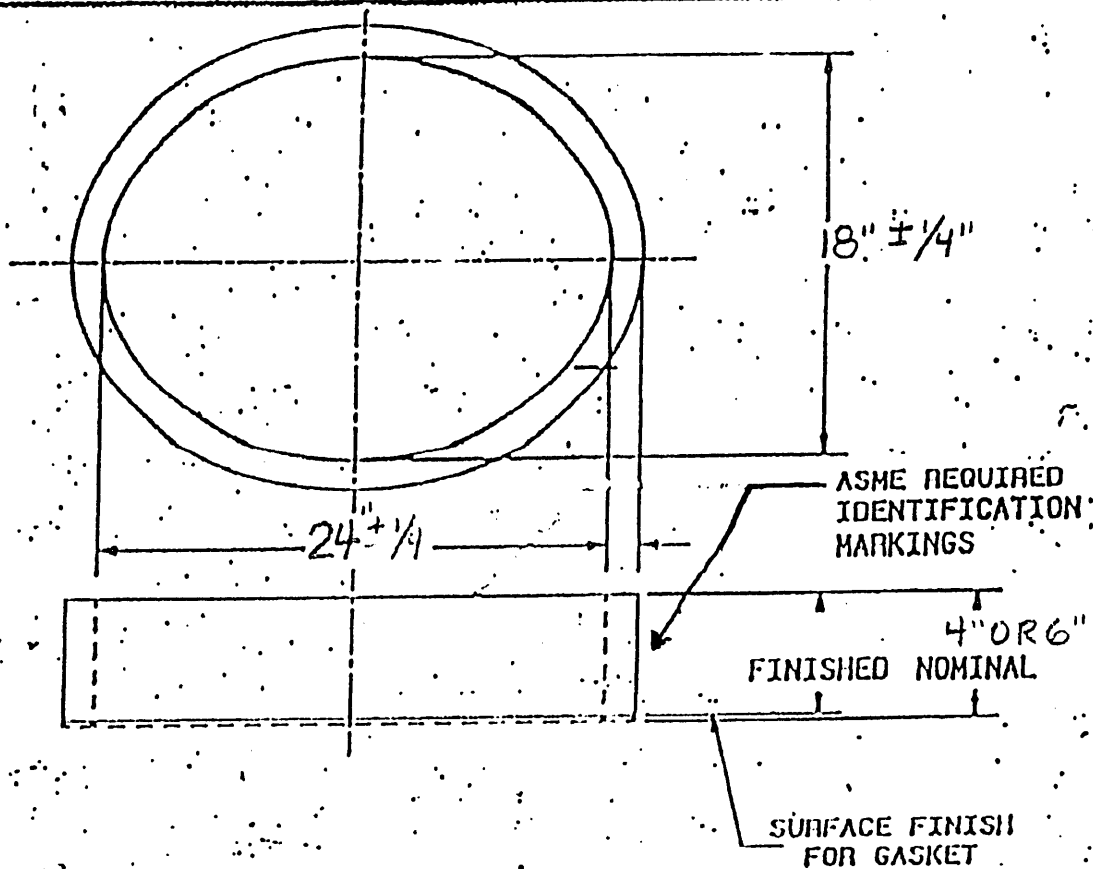
MAX. PRESSURE --- 200 PSI @ 650° F.

MATERIAL ----- SA 516-70

THICKNESS ----- 1/2"

MARKINGS ----- STAMPINGS AS REQ'D. BY THE  
FOLLOWING ASME CODES:  
SECTION I , PARA. PG-11  
SECTION IV , PARA. HF-203.1  
SECTION VIII , PARA. UG-11

HANDLE TO HAVE SLOTS FOR (2) 1" DIA. SQUARE  
HEAD BOLTS.



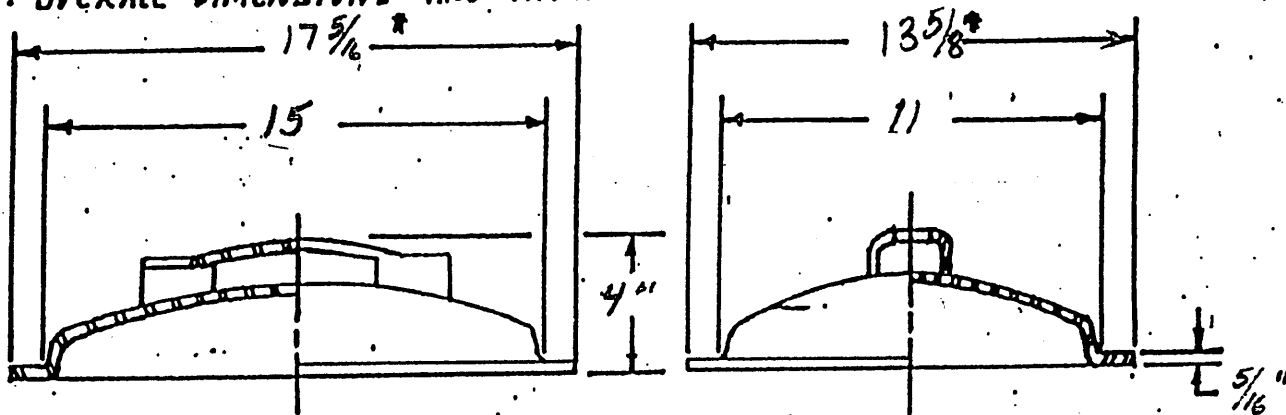
HANDHOLE RING

SIZE -----  $18" \times 24"$  ELLIPTICAL

MATERIAL ----- SA-675-70

MARKINGS ----- STAMPINGS AS REQ'D: BY THE  
FOLLOWING ASME CODES:  
SECTION I, PARA. PG-11  
SECTION IV, PARA. HF-203.1  
SECTION VIII, PARA. UG-11

\*NOTE: OVERALL DIMENSIONS ARE APPROXIMATE.



MANHOLE COVER 11" X 15"

SIZE ----- 11" X 15" ELLIPTICAL

MAX. PRESSURE --- 300 PSI @ 650° F.

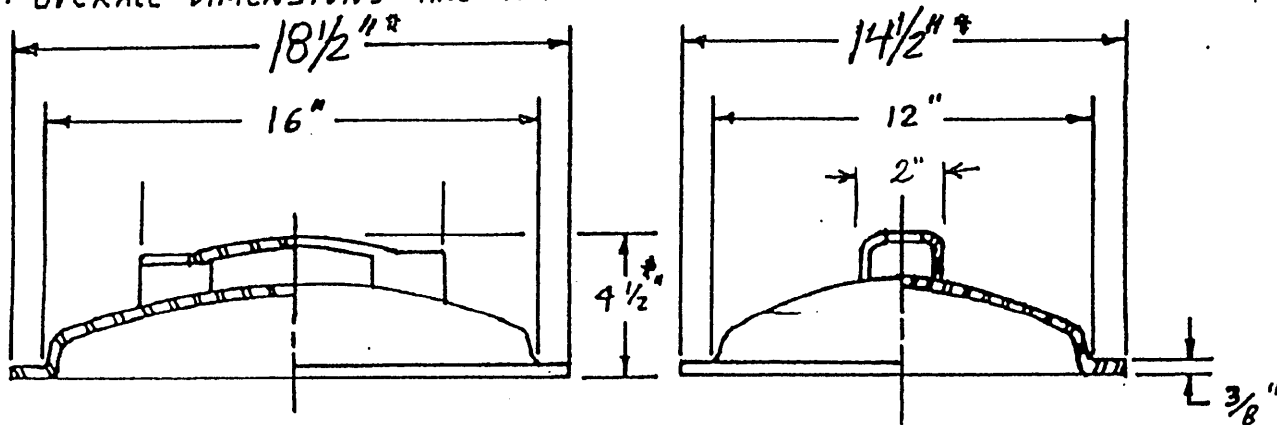
MATERIAL ----- SA-516-70-~~2~~ S.S.

THICKNESS ----- 5/16 NOM

MARKINGS ----- STAMPINGS AS REQ'D. BY THE  
FOLLOWING ASME CODES:  
SECTION I, PARA. PG-11  
SECTION IV, PARA. HF-203.1  
SECTION VIII, PARA. UG-11

HANDLE TO HAVE SLOTS FOR 7/8" DIA. SQUARE  
HEAD BOLTS.

\*NOTE: OVERALL DIMENSIONS ARE APPROXIMATE.



MANHOLE COVER

SIZE ----- 12" X 16" ELLIPTICAL

MAX. PRESSURE --- 300PSI @ 650° F.

MATERIAL ----- SA-516-70

THICKNESS ----- 3/8" 300# / 1/2" 600# / 5/8" 800#

MARKINGS ----- STAMPINGS AS REQ'D. BY THE  
FOLLOWING ASME CODES:  
SECTION I , PARA. PG-11  
SECTION IV , PARA. HF-203.1  
SECTION VIII , PARA. UG-11

HANDLE TO HAVE SLOTS FOR (2) 1" DIA. SQUARE  
HEAD BOLTS.