



Replacement Parts List

304-001

121 thru 138 Pumps / 1600 Series Pumps

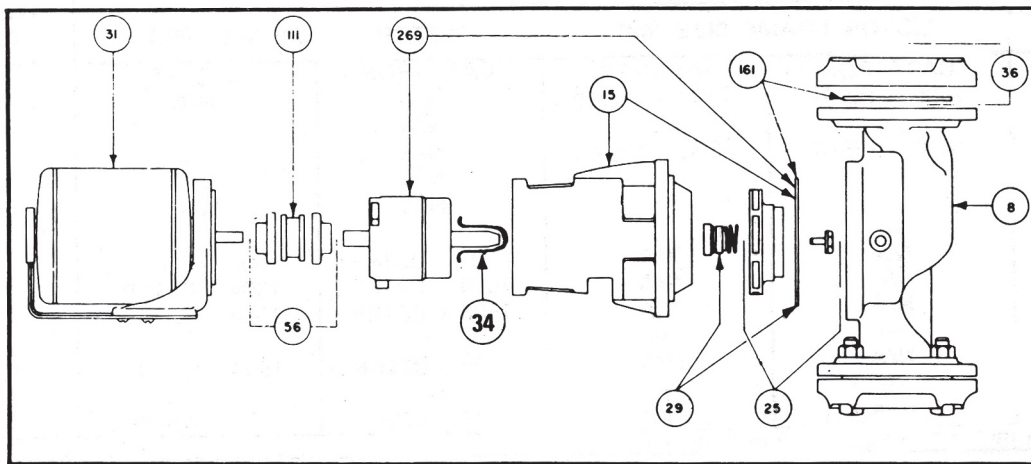
SUPERSEDES: October 1, 2011

EFFECTIVE: April 1, 2012

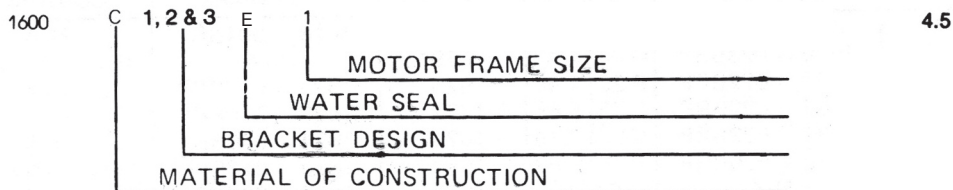
IMPORTANT: When ordering, always specify part number, part name, and complete model number of pump. Nameplate located on front of casing. For OEM models, please consult OEM.

CARTRIDGE DESIGN PUMPS

REPLACEMENT PARTS FOR (-9) AND SERIAL NUMBER CARTRIDGE DESIGN PUMPS



SERIAL NUMBER CODE



MATERIAL OF CONSTRUCTION	
	X O O O O
A	CAST IRON PUMP AND IMPELLER
B	ALL BRONZE PUMP AND IMPELLER
C	CAST IRON PUMP AND BRONZE IMPELLER

MOTOR FRAME SIZE*/SHAFT DIA.	
	O O O X O
1	48 FRAME (1/4, 1/3, 1/2 HP) 1/2"
2	56 FRAME (3/4, 1 HP) 5/8"
3	56 FRAME (1 1/2, & 2 HP) 5/8"
4	56 FRAME (3 HP) 5/8"

* Refer to standard motors only. See nameplate for other motors.

BRACKET DESIGN	
	O X O O O
1, 2 & 3	CURRENT STYLE PUMPS

FLANGE TYPE	
	O O O O X
N	NPT (STANDARD)
D	DIN (EXPORT)

WATER SEAL KIT, ITEM #29 5/8" SHAFT	
	O O X O O
E (Standard)	1600-868CRP Ceramic/Carbon/EPT (replaces 1600-846CRP, 1600-170RP and 1600-170ERP)
S (High Temp)	1600-868SRP Sealide-C/Sealide-C/Viton (replaces 1600-846SRP and 1600-170HRP)

ITEM #8 REPLACEMENT BODY			BODY GASKETS
PUMP MOD. NO.	CAST IRON	BRONZE	CAST IRON & BRONZE
121	121-018RP	121-018BRP	1600-024RP
122	"	"	" "
131, 32, 33 & 38 ¹	133-150RP	133-150BRP	133-014RP
1600, 10, 11 ¹	1610 001RP	1610-001BRP	1600-024RP
1602, 1604 ²	N/A	N/A	133-014RP
1612, 14, 15	1614-001RP	1614-001BRP	" "
1616, 18, 19	1618-004RP	1618-004BRP	1618-006
1620, 22, 24	1634-001RP	1634-001BRP	133-014RP
1630, 1632	"	"	" "
1634, 1635	"	"	" "
1636, 1638	1640-002RP	1640-002BRP	1618-006
1640, 1641	"	"	" "

ITEM # 15 REPLACEMENT BRACKET					ITEM # 161 GASKET KIT
PUMP MOD. NO.	MOTOR FRAME SIZE (48)		MOTOR FRAME SIZE (56)		
121, 122	CAST IRON	BRONZE	CAST IRON	BRONZE	1600 -050RP
1600, 10, 11	1600 - 155RP	1600 - 156RP	N/A	N/A	"
1602, 1604	"	"	N/A	N/A	"
1612, 20, 30	1600 - 175RP	1600 - 176RP	N/A	N/A	"
131, 132	"	"	N/A	N/A	"
1615 *	"	"	N/A	N/A	"
133, 138	-	-	-	-	"
1614, 22, 24	N/A	N/A	1604 - 023RP	1604 - 024RP	"
1632, 34	N/A	N/A	1604 - 023RP	1604 - 024RP	"
1635 *	-	-	1604 - 023RP	1604 - 024RP	"
1616, 36	N/A	N/A	-	-	"
1619 *	-	-	1604 - 025RP	1604 - 026RP	1618 - 006RP
1638, 40, 41	N/A	N/A	-	-	"
			1604 - 025RP	1604 - 026RP	"

* Select bracket, per motor frame size code in serial number.

ITEM #25 REPLACEMENT IMPELLER ASSEMBLY								
PUMP NO.	(-9) PUMPS	CURRENT	DIA.		PUMP NO.	(-9) PUMPS	CURRENT	DIA.
			-9	CUR.				
121, 122	121 - 142BRP	121 - 142BRP	4.30	4.30	1618	1618 - 001BRP	N/A	7.900
131	131 - 075BRP	1630 - 023BRP	4.80	4.40	1619 *	N/A	1619 - 001BRP	
132	132 - 063BRP	1630 - 022BRP	5.20	4.90	1620	1620 - 022BRP	N/A	5.100
133	133 - 075BRP	1632 - 022BRP	5.75	5.65	1622	1622 - 020BRP	N/A	5.850
138	138 - 037BRP	1634 - 023BRP	6.25	6.15	1624	1624 - 040BRP	N/A	6.500
1600	1600 - 179BRP	1610 - 020BRP	4.75	4.50	1630	1630 - 022BRP	1630 - 022BRP	4.900
1602	1602 - 025BRP	N/A		5.500	1632	1632 - 022BRP	1632 - 022BRP	5.650
1604	1604 - 028BRP	N/A		6.200	1634	1634 - 023BRP	1634 - 023BRP	6.150
1610	1610 - 019BRP	1610 - 019BRP	4.750		1635 *	N/A	1635 - 001BRP	-
1611*	N/A	1611 - 001BRP			1636	1636 - 001BRP	1636 - 001BRP	6.400
1612	1612 - 019BRP	1612 - 019BRP	5.750		1638	1638 - 001BRP	1638 - 001BRP	6.900
1614	1614 - 018BRP	1614 - 018BRP	6.350		1640	1640 - 001BRP	N/A	7.900
1615 *	N/A	1615 - 001BRP			1641 *	N/A	1641 - 001BRP	-
1616	1616 - 002BRP	1616 - 002BRP	7.100					

* When ordering, please advise diameter of impeller.

ITEM #31 REPLACEMENT MOTOR ASSEMBLY *			
HP	115/60/1	115/230/60/1	200-230/460/60/3 **
1/4	121-151RP	N/A	N/A
1/3	131-143RP	N/A	N/A
1/2	N/A	132-096RP	1661-022RP
3/4	N/A	133-119RP	1661-023RP
1	N/A	138-119RP	1661-024RP
1 1/2	N/A	1636-013RP	1661-025RP
2	N/A	1638-012RP	1661-026RP
3	N/A	N/A	1661-027RP

* When ordering other than standard, refer to nameplate, then consult factory.

** Replaces 200/60/3 and 230/460/60/3 models below

HP	200-230/460/60/3 Motor No. **	** Replaces below	
		230/460/60/3	200/60/3
1/4			
1/3			
1/2	1661-022RP	132-097RP	132-066RP
3/4	1661-023RP	133-134RP	133-140RP
1	1661-024RP	138-142RP	138-148RP
1 1/2	1661-025RP	1636-010RP	1636-019RP
2	1661-026RP	1638-010RP	1638-015RP
3	1661-027RP	1640-010RP	1640-013RP

Note (1) When replacing item #8 body on 131, 132, 133, 138 and 1600C-1&-9, you must also order current style impeller.

Note (2) Body for the 1602 & 1604 are no longer available. Consult factory.

ITEM #36 REPLACEMENT FLANGE SET			FLANGE GASKET SET	
PUMP MOD. NO.	BRONZE	CAST IRON	CURRENT	OLD STYLE PUMPS
121	1600—033BRP	1600—033RP	133—152RP	131—019RP
122	1600—034BRP	1600—034RP	" "	" "
131, 32, 33, & 38	"	"	" "	" "
1600, 10, 11	1600—031BRP	1600—031RP	1600—169RP	1600—009RP
1602, 1604	"	"	" "	" "
1612, 14, 15	"	"	" "	" "
1616, 18, 19	1600—032BRP	1600—032RP	" "	" "
1620, 22, 24	"	"	" "	" "
1630, 1632	"	"	" "	" "
1634, 1635	"	"	" "	" "
1636, 1638	1600—174BRP	1600—174RP	" "	N/A
1640, 1641	"	"	" "	N/A

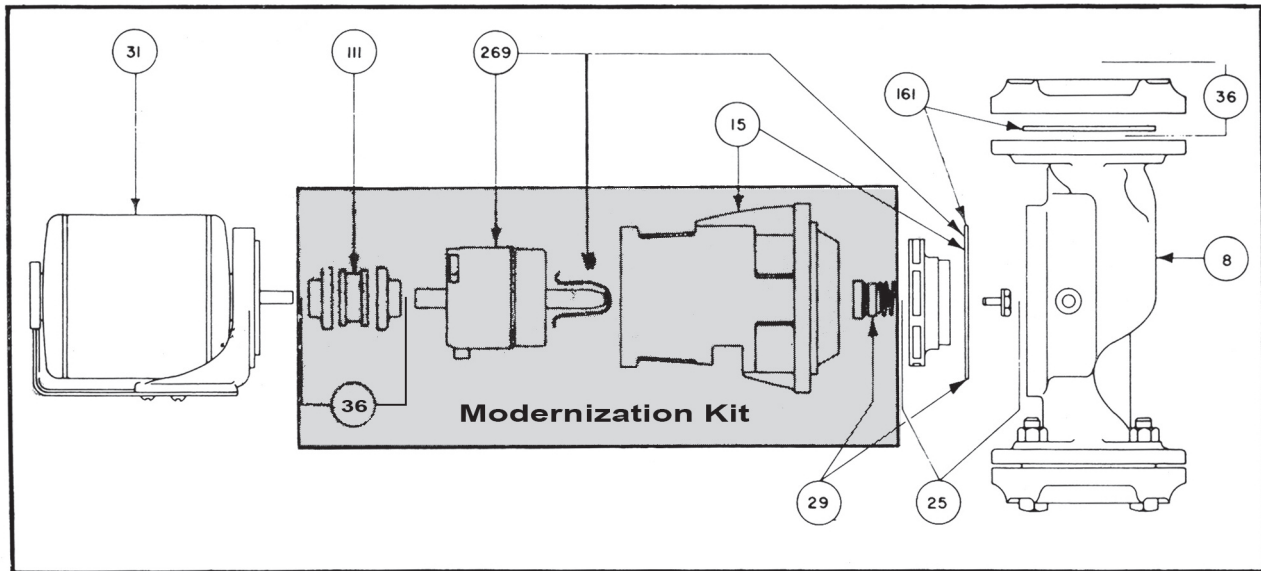
MOTOR ASSEMBLY LESS MOTOR				
HP	115/60/1	115/230/60/1	200/60/3	230/460/60/3
1/4	121—056RP	N/A	N/A	N/A
1/3	121—056RP	N/A	N/A	N/A
1/2	N/A	132—033RP	132—033RP	132—033RP
3/4	N/A	133—031RP	133—031RP	133—031RP
1	N/A	133—031RP	133—031RP	133—031RP
1-1/2	N/A	133—031RP	133—031RP	133—031RP
2	N/A	1636—004RP	1636—004RP	1636—004RP
3	N/A	N/A	1636—004RP	1636—004RP

121—079RP Motor Assy. L/Motor, for 56 Frame Motors on 48 Frame Pumps

OTHER REPLACEMENT PARTS			
ITEM#	DESCRIPTION	PART NUMBER	WHERE USED
34	SHAFT SLEEVE	1600—205RP	All—9 and Serial Number Pumps.
56	COUPLER 4J (5/8" x 5/8")	1624—053RP	Inline Pumps 3/4 thru 2 HP, 56 frame motor
56	COUPLER 5J (5/8" x 5/8")	1624—041RP	All Inline Pumps 3 HP.
111	RUBBER INSERT	1624—004RP	All 4J Couplers.
111	RUBBER INSERT	1624—020RP	All 3J Couplers.
111	RUBBER INSERT	900—512	All 5J Couplers.
269	CARTRIDGE ASSY.	1600—160RP-1	All 9—and Serial Number Pumps.
	ADAPTER PLATE	1600—194RP	All (Left Hand Thread)
	IMPELLER BOLT	1600—215RP	All
	IMPELLER WASHER	1600—151RP	All
56	COUPLER 3J (5/8" x 1/2")	1624—043RP	All Inline Pumps 1/4 & 1/2 HP
56	COUPLER 4J (5/8" x 1/2")	1624—030RP	Inline Pumps 1/2 HP, 48 frame motor

REPLACEMENT PARTS FOR OLD STYLE PUMPS AND CIRCULATORS *

*121+122-3-7; 131, 132+133-3-6; 138-1+2; 1600, 1602, 1604, 1610, 1612, 1614, 1620, 1622, 1624, 1630, 1632, 1634-1+C1.



OTHER REPLACEMENT PARTS		
ITEM#	DESCRIPTION	WHERE USED
ITEM # 8	BODY	Same as -9 and Serial Number Pumps.
ITEM # 25	IMPELLER AND SHAFT ASSEMBLY	No longer available . Must purchase Item #74 Modernization Kit listed below, Plus -9 IMPELLER
ITEM # 29	SEAL KIT (1/2")	Part No. 1600 - 055RP
ITEM # 31	MOTOR ASSEMBLY	Same as -9 and Serial Number Pumps.
ITEM # 36	FLANGE SET	Same as -9 and Serial Number Pumps.
ITEM # 56	COUPLER	Same as -9 and Serial Number Pumps.
ITEM # 111	RUBBER INSERT	Same as -9 and Serial Number Pumps.
ITEM # 161	GASKET KIT	Same as -9 and Serial Number Pumps.

ITEM # 74 MODERNIZATION KIT*					
PUMP NO.	MOTOR FRAME SIZE (48)		MOTOR FRAME SIZE (56)		
	CAST IRON	BRONZE	CAST IRON	BRONZE	
121, 122	121 - 154RP	122 - 002RP	N/A	N/A	
131, 132 ²	131 - 144RP	132 - 145RP	133 - 147RP	138 - 153RP	
133, 138	N/A	N/A	"	"	
1600, 1610	121 - 154RP	122 - 002RP	N/A	N/A	
1602, 1604 ²	131 - 144RP	132 - 145RP	133 - 147RP	138 - 153RP	
1612, 1620 ²	"	"	133 - 147RP	"	
1630 ²	"	"	"	"	
1614, 1622	N/A	N/A	"	"	
1624, 1632	N/A	N/A	"	"	
1634	N/A	N/A	"	"	

Note (2) Select modernization kit per motor frame size. Select impellers per selection chart on previous page, under -9 column

Do it Once. Do it Right.®

TACO INC., 1160 Cranston Street, Cranston, RI 02920 Telephone: (401) 942-8000 Fax: 942-2360
 TACO (Canada), Ltd., 8450 Lawson Road, Unit #3, Milton, Ontario L9T 0J8 Telephone: (905) 564-9422 Fax: (905) 564-9436
 Visit our website at: www.taco-hvac.com

Printed in USA
 Copyright 2012
 TACO, Inc.